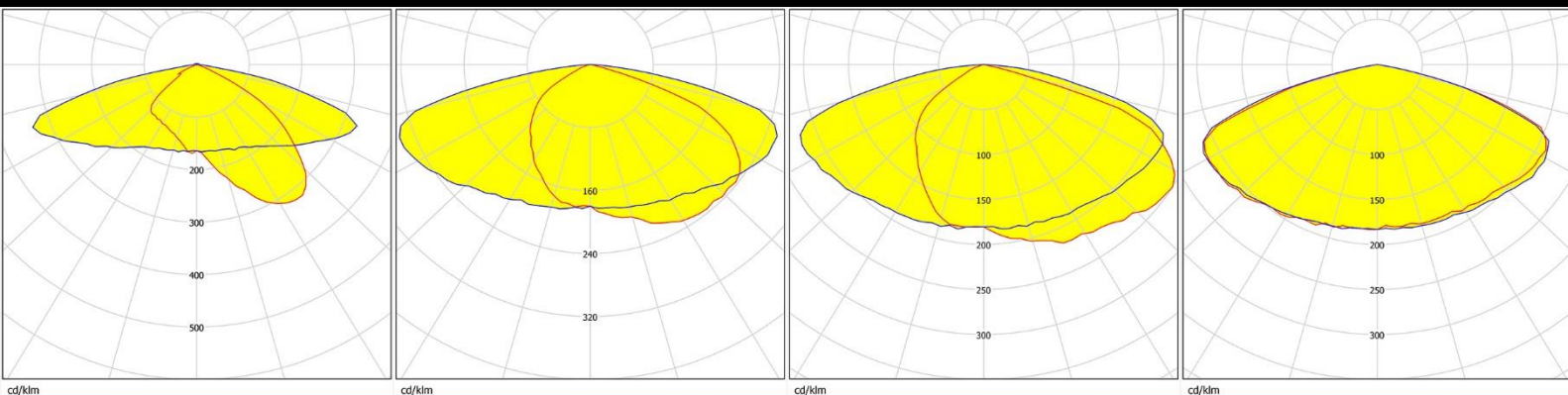


Data Sheet

HH-214-20×4-xx-PH3030



深圳市汉辉光电有限公司

shenzhen hanhui photoelectric co.,Ltd.

地址：深圳市宝安区石岩街道石龙仔社区恒昌荣高科技科技园3栋3楼
ADD: Area A No.3 Building 3th Floor,Hengchang Rong Industrial
park shiyan,shilong community,Bao'an District,shenzhen,china
TEL:86-755-29232420 FAX:86-755-83723765
<http://www.szhanhui.com> <http://linsen4880.1688.com>



Data Sheet

catalogue

General Information	P.1
Optical Specifications	P.2-5
Mechanical Specifications	P.6
Package Specifications	P.7

*Product Nomenclature

HH-214-20 × 4-xx-PH3030

H1 H2 H3 H4 H5 H6 H7

H1: The company's initials in Pinyin (Han Hui)

H2: Mold number

H3: Lens quantity

H4: The number of lamp beads inside each optical surface

H5: Lens angle/type (ex: 60、90、T2M、T3M)

H6: LED type (ex: CREE-CR、SAMSUNG-SS、PHILIPS-PH.....)

H7: LED size (ex:2835、3030、3535、.....)



HH-214-20×4-xx-PH3030

General Information

v2.0_20181109

◆ Features & Typical Applications

- Available with 4 beam angles
- High efficiency
- optimized Uniformity
- Lens without Holder
- Roadway Lighting
- Park Lighting

◆ Material Information

Lens Material: PC 1225Z

Operating Temperature range $-40^{\circ}\text{C} \sim +110^{\circ}\text{C}$ (upper limit $+120^{\circ}\text{C}$).

Storage Temperature range $-40^{\circ}\text{C} \sim +110^{\circ}\text{C}$ (upper limit $+120^{\circ}\text{C}$).

*Average transmittance in visible spectrum $400\text{nm} \sim 700\text{nm} > 90\%$.

◆ Usage and Maintenance

1. If necessary, clean lenses with mild soap, water and soft cloth.
2. Never use any commercial cleaning solvents on lenses, like alcohol.
3. Please handle or install lenses with wearing gloves, skin oils may damage lens or its optical characteristic.




HH-214-20×4-xx-PH3030

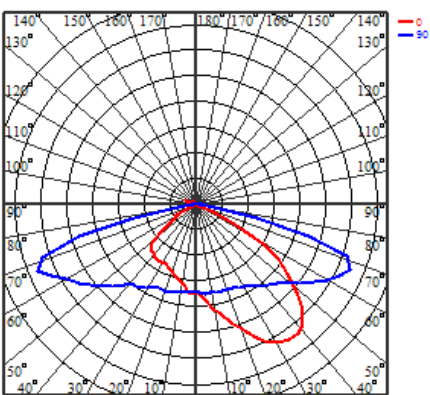
Optical Specifications

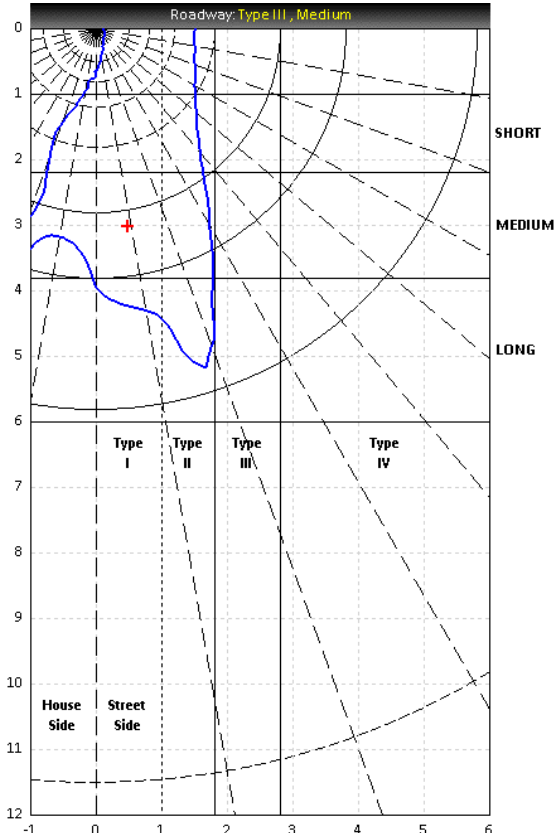
v2.0_20181109

Part Number	FWHM	Candela Distribution Type	IES File
HH-214-20×4-T2M-PH3030	70×150	Type II Medium	Download

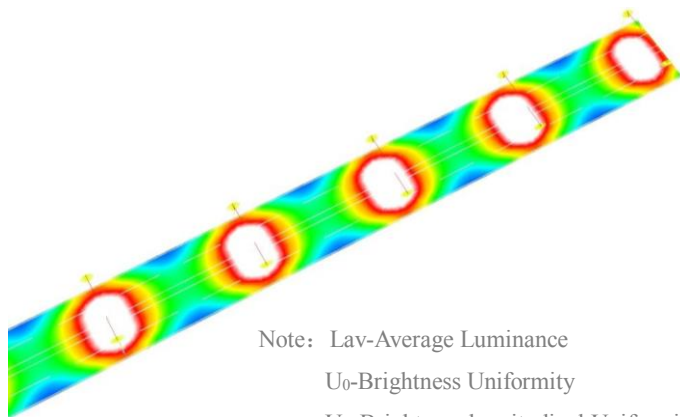


Polar Candela Distribution Plot





DIALux Simulation Result (four traffic lanes)



Note: Lav-Average Luminance
 U₀-Brightness Uniformity
 U_L-Brightness longitudinal Uniformity
 TI-Threshold increment
 SR-Surround ratio

Recommend configuration condition	
Luminous Flux	13000lm
Lamp Collocation	Bilateral Symmetry
Height	8m
Distance	30m
Roadwidth	16m
Elevation	0°
Overhang	1m
Result	
Lav	1.68
U ₀	0.73
U _L	0.78
TI(%)	10
SR	0.84




HH-214-20×4-xx-PH3030

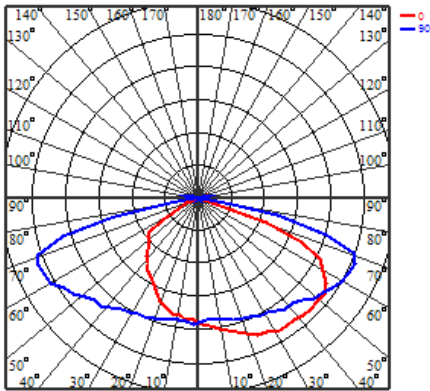
Optical Specifications

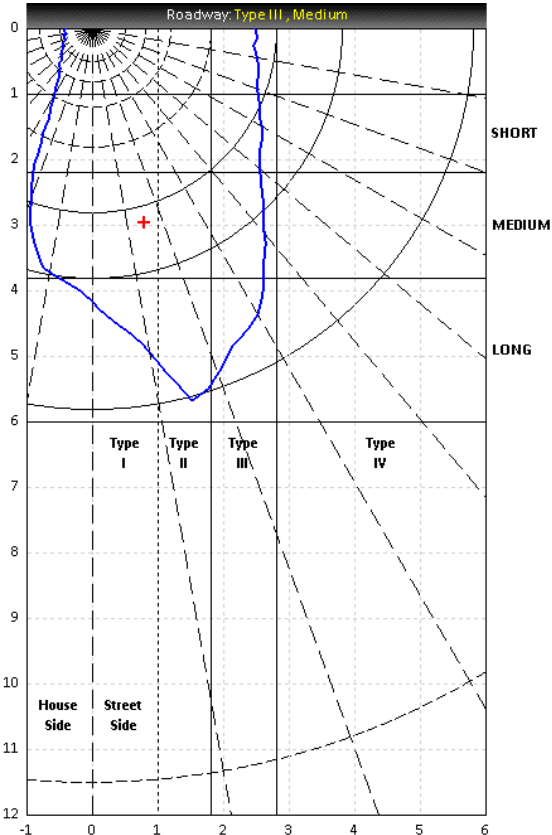
v2.0_20181109

Part Number	FWHM	Candela Distribution Type	IES File
HH-214-20×4-T3M-PH3030	105×155	Type III Medium	Download

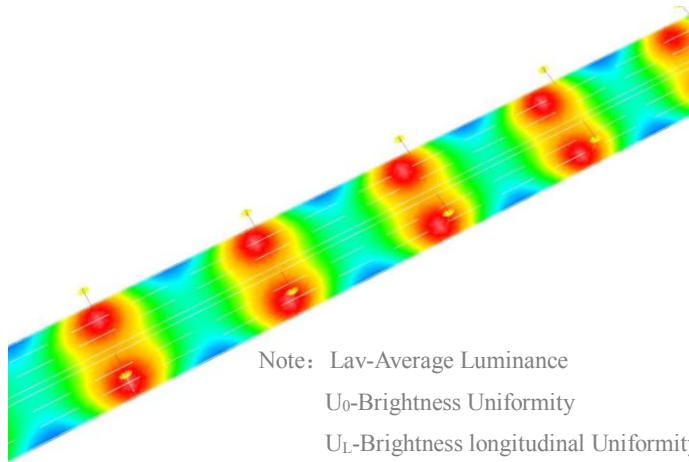


Polar Candela Distribution Plot





DIALux Simulation Result (six traffic lanes)



Note: Lav-Average Luminance
 U₀-Brightness Uniformity
 U_L-Brightness longitudinal Uniformity
 TI-Threshold increment
 SR-Surround ratio

Recommend configuration condition	
Luminous Flux	19500lm
Lamp Collocation	Bilateral Symmetry
Height	10m
Distance	35m
Roadwidth	22m
Elevation	0°
Overhang	1m
Result	
Lav	1.44
U ₀	0.69
U _L	0.86
TI(%)	10
SR	0.85




HH-214-20×4-xx-PH3030

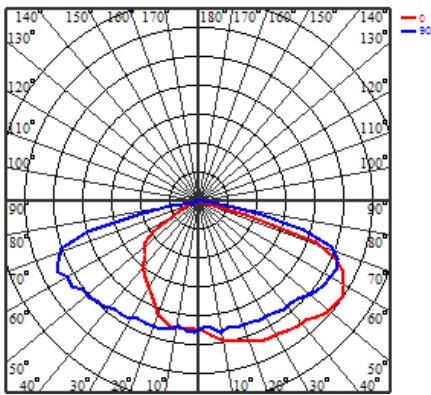
Optical Specifications

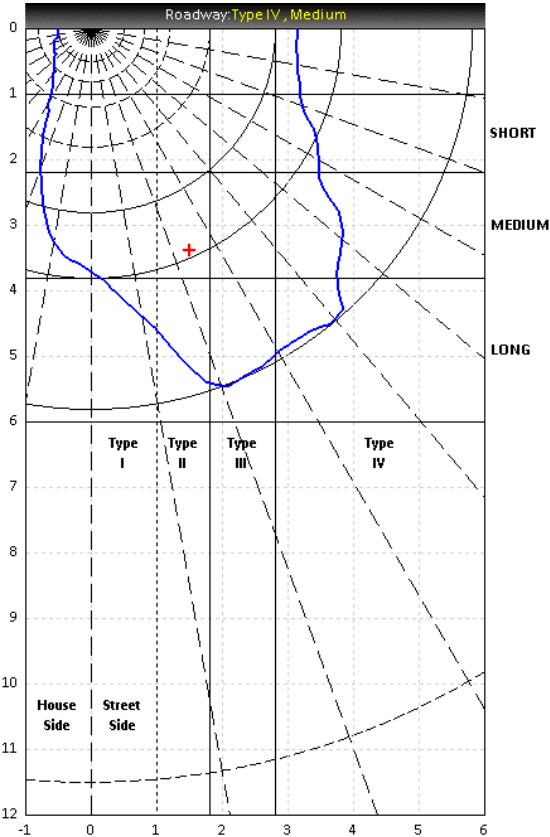
v2.0_20181109

Part Number	FWHM	Candela Distribution Type	IES File
HH-214-20×4-T4M-PH3030	110×155	Type IV Medium	Download

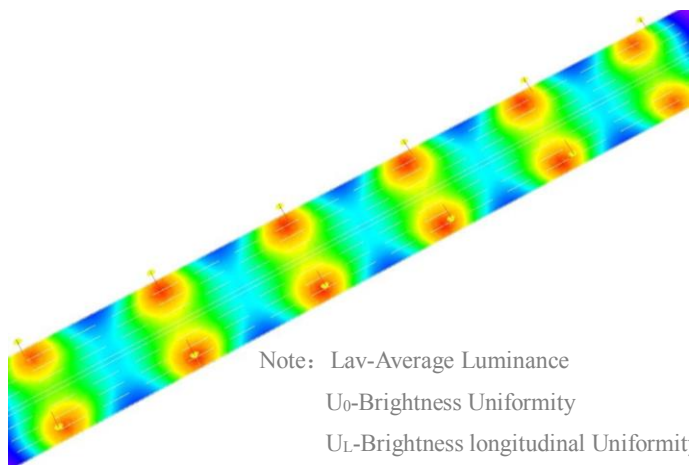


Polar Candela Distribution Plot





DIALux Simulation Result (eight traffic lanes)



Note: Lav-Average Luminance
 U₀-Brightness Uniformity
 U_L-Brightness longitudinal Uniformity
 TI-Threshold increment
 SR-Surround ratio


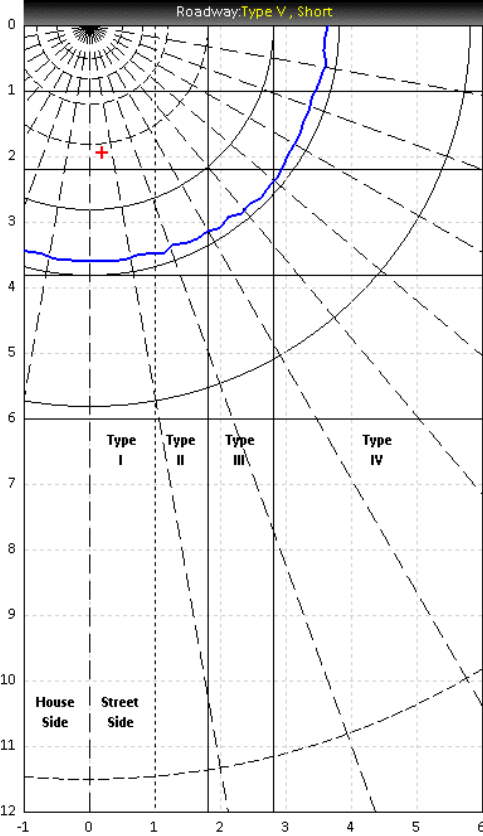
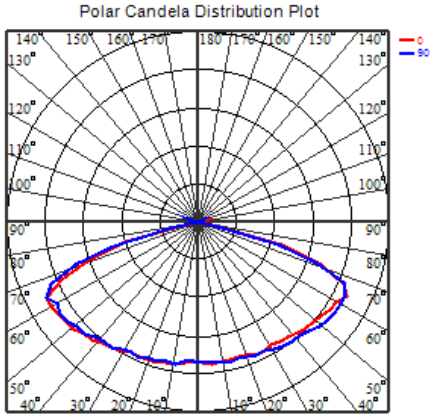
Recommend configuration condition	
Luminous Flux	26000lm
Lamp Collocation	Bilateral Symmetry
Height	12m
Distance	40m
Roadwidth	29m
Elevation	0°
Overhang	1m
Result	
Lav	1.19
U ₀	0.69
U _L	0.86
TI(%)	9
SR	0.89



HH-214-20×4-xx-PH3030

Optical Specifications

v2.0_20181109

Part Number	FWHM	Candela Distribution Type	IES File
HH-214-20×4-T5S-PH3030	145	Type V Short	Download
			
			



HH-214-20×4-xx-PH3030

Mechanical Specification

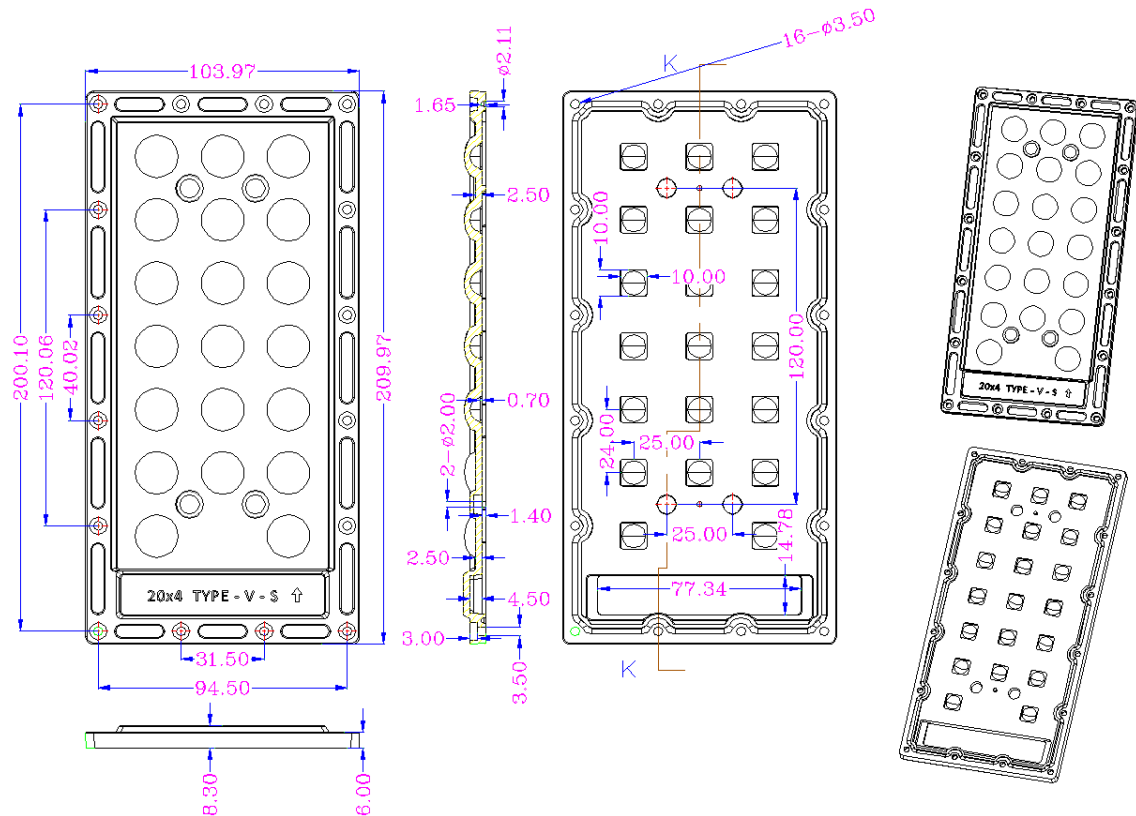
v2.0_20181109

1. Fixing method

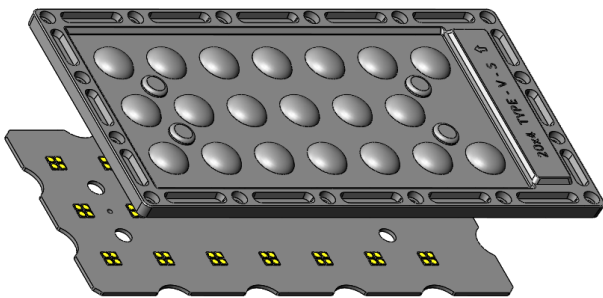
- Glue
 Screw
 Tape
 Fixing-ring
 Frame

Note: (1) All dimensions are in mm.
 (2) All measurements are ± 0.15 mm unless otherwise indicated.

2. Lens dimension



3. Assembly instruction



4. View assembly lens with MCPCB



HH-214-20×4-xx-PH3030

Package Specifications

v2.0_20181109

Item	Quantity	Total	Size(L*W*H)	G.W
plastic box	- PCS/tier	- PCS	30*24*12.5cm	
outer box	4 plastic box/outer box	- PCS	63*26*28cm	

Note: The total number of packages shown in the table is only Type III Medium degree lenses. Because the lens height is different, the total number is different, there is no detailed list.

Note:

